

Enhanced sensitivity of the LIGO gravitational wave detector by using squeezed states of light

The LIGO Scientific Collaboration*

Nearly a century after Einstein first predicted the existence of gravitational waves, a global network of Earth-based gravitational wave observatories^{1–4} is seeking to directly detect this faint radiation using precision laser interferometry. Photon shot noise, due to the quantum nature of light, imposes a fundamental limit on the attometre-level sensitivity of the kilometre-scale Michelson interferometers deployed for this task. Here, we inject squeezed states to improve the performance of one of the detectors of the Laser Interferometer Gravitational-Wave Observatory (LIGO) beyond the quantum noise limit, most notably in the frequency region down to 150 Hz, critically important for several astrophysical sources, with no deterioration of performance observed at any frequency. With the injection of squeezed states, this LIGO detector demonstrated the best broadband sensitivity to gravitational waves ever achieved, with important implications for observing the gravitational-wave Universe with unprecedented sensitivity.

A fundamental limit to the sensitivity of a Michelson interferometer with quasi-free mirrors comes from the quantum nature of light, which reveals itself through two fundamental mechanisms: photon counting noise (shot noise), arising from statistical fluctuations in the arrival time of photons at the interferometer output, and radiation pressure noise, which is the recoil of the mirrors due to the radiation pressure arising from quantum fluctuations in the photon flux. Both sources can be attributed to the quantum fluctuations of the electromagnetic vacuum field, or vacuum fluctuations, that enter the interferometer^{5,6}.

An electromagnetic field can be described by two non-commuting conjugate operators that are associated with field amplitudes that oscillate out of phase with each other by 90°, labelled as ‘in-phase’ and ‘quadrature phase’⁷. A coherent state of light (or vacuum, if the coherent amplitude is zero) has equal uncertainty in both quadratures, with the uncertainty product limited by the Heisenberg uncertainty principle. For a squeezed state, the uncertainty in one quadrature is decreased relative to that of the coherent state (green box in Fig. 1). Note that the uncertainty in the orthogonal quadrature is correspondingly increased, always satisfying the Heisenberg inequality.

The vacuum fluctuations that limit the sensitivity of an interferometric gravitational-wave detector enter through the antisymmetric port of the interferometer, mix with the signal field produced at the beamsplitter by a passing gravitational wave, and exit the antisymmetric port to create noise on the output photodetector. Caves^{5,6} showed that replacing coherent vacuum fluctuations entering the antisymmetric port with correctly phased squeezed vacuum states decreases the ‘in-phase’ quadrature uncertainty, and thus the shot noise, below the quantum limit. Soon after, the first experiments showing squeezed light production through nonlinear optical media achieved modest but important reductions in noise at high frequencies^{8,9}. However, squeezing in the audiofrequency region

relevant for gravitational-wave detection and control schemes for locking the squeezed phase to that needed by the interferometer were not demonstrated until the last decade^{10–12}. Since then, squeezed vacuum has been used to enhance the sensitivity of a prototype interferometer¹³. The 600-m-long GEO600 detector¹⁴ has deployed squeezing since 2010, achieving improved sensitivity at 700 Hz and above.

An important motivation for the experiment we present here was to extend the frequency range down to 150 Hz while testing squeezing at a noise level close to that required for Advanced LIGO¹⁵. This lower frequency region is critically important for the most promising astrophysical sources, such as coalescences of black hole and neutron star binary systems, but also poses a significant experimental challenge. Seismic motion is huge compared to the desired sensitivity, albeit at very low frequencies of less than ~1 Hz, and LIGO employs a very high-performance isolation system to attenuate the seismic motion by several orders of magnitude. This uncovers a set of nonlinear couplings that upconvert low-frequency noise into the gravitational wave band. In the past, these processes have made it difficult for gravitational-wave detectors to reach a shot-noise-limited sensitivity in their most sensitive band near 150 Hz. Any interactions between the interferometer and the outside world have to be kept at an absolute minimum. For instance, randomly scattered light reflecting back into the interferometer has to be managed at the level of 1×10^{-18} W. Past experience has shown that measured sensitivities at higher frequencies are difficult to extrapolate to lower frequencies². For the first time, we employ squeezing to obtain a sensitivity improvement at a gravitational-wave observatory in the critical frequency band between 150 Hz and 300 Hz. Similarly important, we observe that no additional noise above background was added by our squeezed vacuum source, firmly establishing this quantum technology as an indispensable technique in the future of gravitational-wave astronomy.

The experiment was carried out towards the end of 2011 on the LIGO detector at Hanford, Washington, known as ‘H1’. The optical layout of the detector is shown in Fig. 1. The interferometer light source (‘H1 laser’) is a Nd:YAG laser (1,064 nm) stabilized in frequency and intensity. A beamsplitter splits the light into the two arms of the Michelson, and Fabry–Perot cavities increase the phase sensitivity by bouncing the light ~130 times in each arm. The Michelson is operated on a dark fringe, so most of the light is reflected from the interferometer back to the laser. A partially transmitting mirror between the laser and the beamsplitter forms the power-recycling cavity, which increases the power incident on the beamsplitter by a factor of 40. To isolate them from terrestrial forces such as seismic noise, the power recycling mirror, the beamsplitter and the arm cavity mirrors are all suspended as pendula on vibration-isolated platforms.

*A full list of authors and their affiliations appears at the end of the paper.

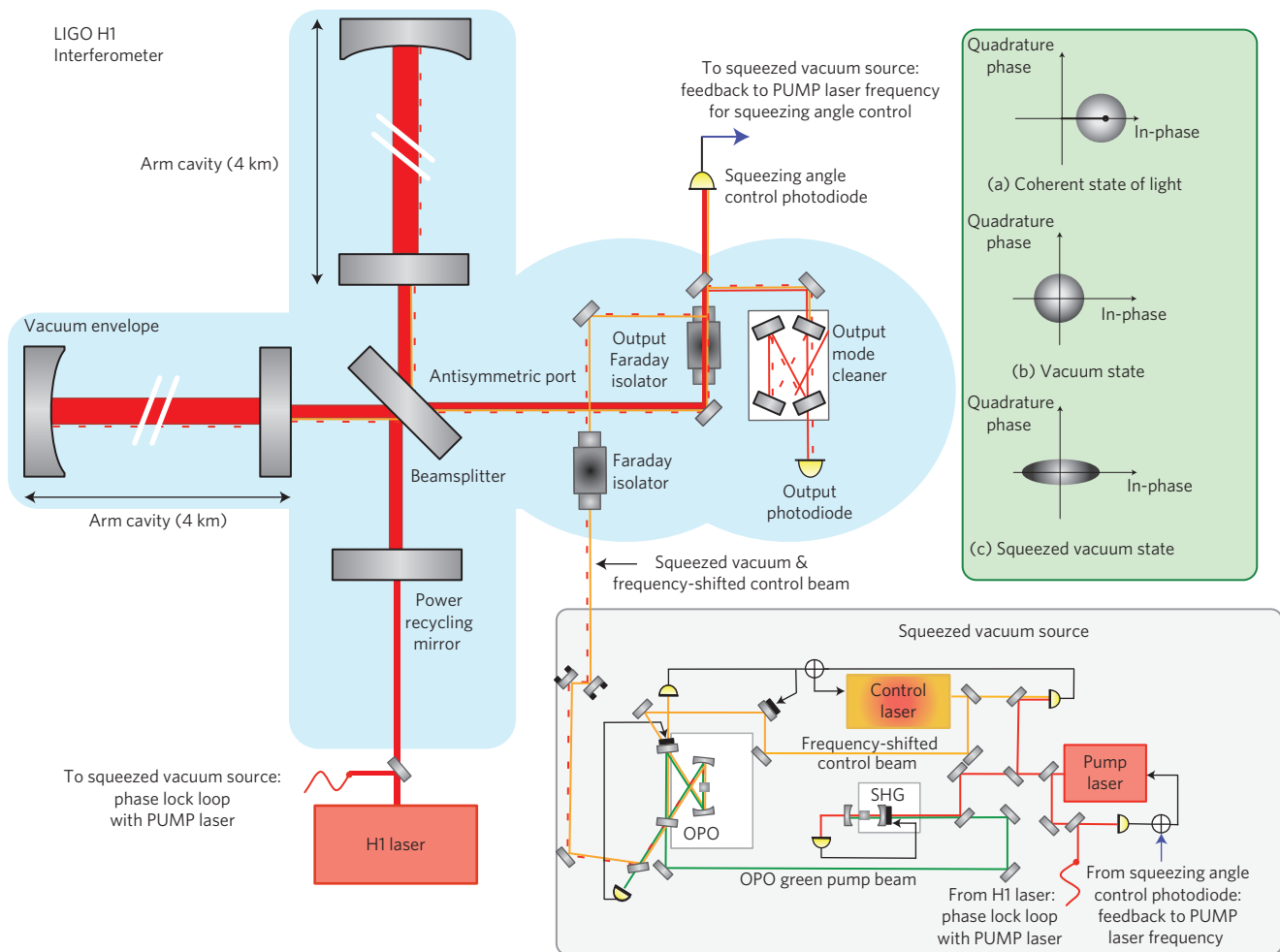


Figure 1 | Simplified layout of the H1 interferometer with squeezed vacuum injection. The interferometer layout is described in the text, together with the main squeezer components (shown in the grey box). The green box shows a simplified representation of coherent states and squeezed states in the in-phase and quadrature-phase coordinates.

A passing gravitational wave produces a differential change in the lengths of the arm cavities (generally, one arm gets shorter while the orthogonal arm gets longer), causing a signal field to appear at the antisymmetric port proportional to the wave amplitude.

For unperturbed arm length L , a gravitational wave of amplitude h (in dimensionless units of strain) induces a differential change in arm length $\Delta L = hL$. For typical astrophysical sources from 10 to 100 Mpc away, such as the inspiral and merger of binary neutron stars or black holes, terrestrial detectors must measure strains at the level of 1×10^{-21} or smaller.

A full description of this interferometer (and its sister interferometer in Livingston, Louisiana) can be found in ref. 2. A number of crucial modifications have been made since then that enable the implementation and testing of squeezing. In particular, the signal readout has been changed from a heterodyne to a homodyne system¹⁶, where we actively operated the Michelson interferometer with a small offset from a dark fringe to send ~ 30 mW of light to the antisymmetric port to act as the homodyne reference beam. An output mode-cleaner (OMC) was also installed to prevent light in higher-order optical modes and at different radiofrequency offsets from reaching the readout photodetector. Moreover, the available laser power was increased from 10 W to 20 W. This resulted in 15 W of light power reaching the interferometer, 600 W impinging on the beamsplitter and 40 kW stored in the interferometer arm cavities. These modifications

resulted in a factor of 2 improvement in sensitivity above 500 Hz over the 2009 configuration.

The grey box of Fig. 1 shows a simplified schematic of the squeezed vacuum source. A sub-threshold optical parametric oscillator (OPO) in a bow-tie configuration^{17,18} produces the squeezed vacuum state. Light at 532 nm pumps the OPO and produces squeezed vacuum at 1,064 nm via parametric downconversion in a second-order nonlinear PPKTP crystal placed in the OPO cavity. The 'pump laser' for the squeezed vacuum source is phase-locked to the 'H1 laser' and it emits 1,064 nm light, which drives the second harmonic generator (SHG) to produce light at 532 nm. The 'control laser' is phase-locked to the 'pump laser' to generate a frequency-shifted coherent beam that enters the interferometer through the 'output Faraday isolator', together with the squeezed vacuum. The interferometer reflects both fields back towards the OMC, and the beat between the frequency-shifted coherent beam and the interferometer beam is detected by the 'squeezing angle control photodiode' to control the phase of the squeezed vacuum field relative to the interferometer field¹¹. The OMC filters out the frequency-shifted coherent beam, while the squeezed vacuum reaches the 'output photodiode'.

During the experiment reported here, the LIGO H1 detector was configured as it was during its most sensitive scientific run, S6¹⁹, concluded in October 2010. Shot noise was the limiting noise source above 400 Hz and contributed significantly to the total

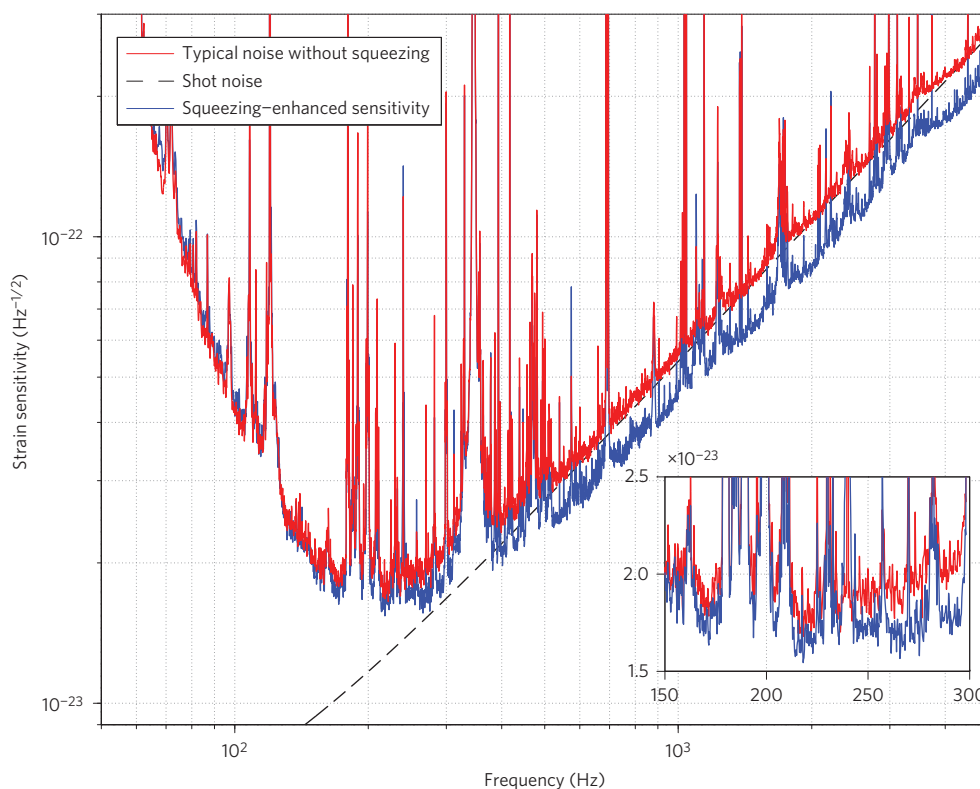


Figure 2 | Strain sensitivity of the H1 detector measured with and without squeezing injection. The improvement is up to 2.15 dB in the shot-noise-limited frequency band. Several effects cause the sharp lines visible in the spectra: mechanical resonances in the mirror suspensions, resonances of the internal mirror modes, power line harmonics and so on. As the broadband floor of the sensitivity is most relevant for gravitational-wave detection, these lines are typically not too harmful. The inset magnifies the frequency region between 150 and 300 Hz, showing that the squeezing enhancement persists down to 150 Hz.

noise down to 150 Hz (ref. 2). Radiation pressure noise was negligible, completely masked by other noise sources.

The significantly improved sensitivity due to squeezing in this experiment is shown in Fig. 2. The performance without squeezing shown by the red curve was comparable at high frequency to the best sensitivity H1 reached during S6. The blue curve shows the improvement in the sensitivity resulting from squeezing, with a 2.15 dB (28%) reduction in the shot noise. This constitutes the best broadband sensitivity to gravitational waves ever achieved. To achieve the same improvement, a 64% increase in the power stored in the arm cavities would have been necessary, but this power increase would be accompanied by the significant limitations of high-power operation^{15,20}. The measured improvement due to squeezing is well explained given the amount of squeezing injected into the interferometer and the total measured losses in the squeezed beam path, as we will detail later. A reduction in the total losses would therefore translate directly into a larger shot noise suppression.

Equally important, the squeezed vacuum source did not introduce additional technical noise in any frequency band. This required paying particular attention in the design of the squeezed vacuum source to the control of scattered light. Scattered light is a serious issue in gravitational-wave detectors operating near the quantum limit, because it not only limits the squeezing enhancement, but can degrade the interferometer sensitivity. Noise due to scattered light is also extremely hard to calculate *a priori*. Not only is the amount of scattering difficult to estimate, but the phase noise on the scattered light fields is also unknown. Understanding the impact of scattered light noise was one of the important motivations for our experiment. In particular, light leaving the interferometer is backscattered by the OPO and re-enters

the interferometer, contaminating the main interferometer output. Because the squeezed vacuum source is mounted on an optical bench outside the vacuum system that houses the interferometer, large relative motions between the two are possible. To mitigate this problem, the H1 OPO is a travelling wave cavity designed to provide an intrinsic isolation to backscattering of more than 40 dB (ref. 17). Moreover, an additional Faraday isolator on an in-vacuum suspended isolation platform was installed in the injection path of the squeezed beam. With this arrangement, the backscatter noise due to linear phase variations was measured to be at least a factor of 10 below the total noise in the critical region between 150 and 300 Hz.

To explain quantitatively the measured improvement in the LIGO H1 sensitivity, we studied the two main mechanisms that degrade squeezing: optical losses and phase noise. Squeezed vacuum states are fragile; any optical loss, including imperfect mode matching, reduces the correlations imposed on the beam by the squeezed vacuum. Furthermore, fluctuations in the relative phase between the squeezed beam and the interferometer beam can degrade the quantum noise reduction, because deviation from the optimal phase projects the higher-noise orthogonal quadrature onto the measured quadrature. The measurement shown in Fig. 2 was obtained by injecting 10.3 ± 0.2 dB of squeezing, and the observed improvement in the shot noise limit is consistent with the measured losses and phase noise, as detailed in the following.

Let us consider first the impact of optical losses. Given the normalized variance of the output mode V_{\pm} for the elongated (+) and squeezed (−) quadratures, respectively, the normalized variances V'_{\pm} for a given detection efficiency η can be written as $V'_{\pm} = \eta V_{\pm} + (1 - \eta)$. The total detection efficiency measured in our

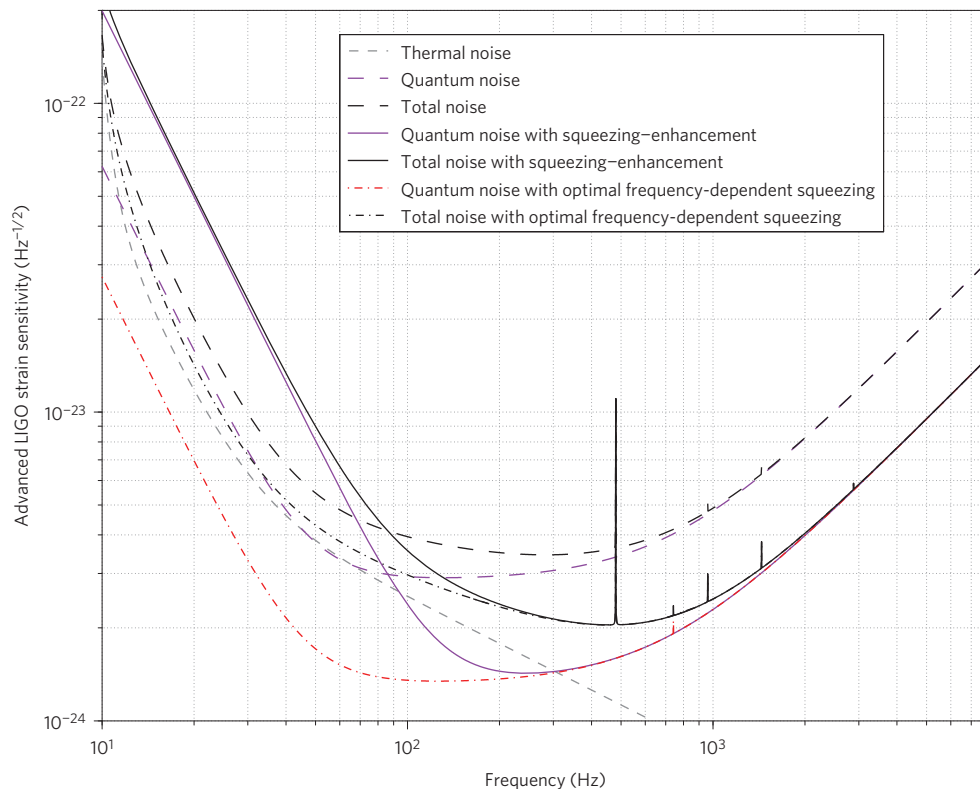


Figure 3 | Comparison of possible sensitivity curves for Advanced LIGO. Projection for a squeezing-enhanced Advanced LIGO interferometer (continuous lines), using a design similar to the one described in this Letter, is compared to the Advanced LIGO sensitivity tuned for high-frequency performance (dashed lines). The total noise, in both cases, has been computed by considering all the main noise sources, but only thermal noise and quantum noise are shown, as they are the only relevant noise sources above 100 Hz. The total losses for the squeezed beam were assumed to be 10%, starting with 9 dB of squeezing delivered by the OPO and 35 mrad of phase noise. With the same parameters, but assuming the injection of optimal frequency-dependent squeezing, quantum noise can be reduced at all frequencies, as shown by the dash-dotted red line.

experiment is $44 \pm 2\%$, corresponding to $\sim 56\%$ loss, in good agreement with independent measurements of the loss sources: mode mismatch between the squeezed beam and the OMC cavity ($25 \pm 5\%$), scatter and absorption in the OMC ($18 \pm 2\%$), and absorption and imperfect polarization alignment in the Faraday isolators (the squeezed beam passes through a Faraday three times, with total losses of $20 \pm 2\%$). A significant reduction of these losses is possible, but it could not be achieved on the timescale allowed for this experiment before the H1 upgrade for Advanced LIGO began. With 10.3 dB of squeezing leaving the OPO and a detection efficiency $\eta = 0.44$, only 2.2 dB of squeezing can be measured.

We must also account for the impact of phase noise. Assuming that the relative phase noise between the local oscillator and the two squeezing quadratures has a normal distribution with a small standard deviation of $\tilde{\theta}$, the detected squeezing quadratures can be written as $V''_{\pm} = V'_{\pm} \cos^2 \tilde{\theta} + V'_{\mp} \sin^2 \tilde{\theta}$ (refs 21–23). An independent measurement indicates a phase noise of 37 ± 6 mrad.

The detectable squeezing in our experiment is therefore 2.14 ± 0.13 dB, consistent with the measured sensitivity improvement of 2.15 ± 0.05 dB shown in Fig. 2. Even though the impact of phase noise is negligible in this case, a correct accounting of phase noise is crucial to predict the detectable squeezing for higher detection efficiency and higher squeezing levels. For example, with 35 mrad of phase noise, a pure squeezed state of 20 dB injected into an interferometer with perfect detection efficiency would result in less than 9 dB of squeezing.

A significant upgrade, known as Advanced LIGO¹⁵, is currently under way, with the goal of increasing the strain sensitivity of the LIGO detectors by a factor of 10. An important element of the improved sensitivity is the increased light power. The nearly 1 MW

of light power circulating inside the arms is close to the limits of the instrument, due to thermal effects caused by light absorption and the potential for optomechanical parametric instabilities²⁰. Any further improvement looks best to be done with quantum-enhancing techniques^{24,25}, such as squeezed vacuum injection.

Figure 3 shows how Advanced LIGO could benefit from squeezing. The total losses for a squeezed beam in Advanced LIGO are expected to be significantly less than the losses measured in our experiment, possibly as low as 10%. With the squeezed vacuum source used in the H1 experiment, we could expect to reduce the shot noise by a factor of at least 2, improving the high-frequency sensitivity of Advanced LIGO. Owing to effective mitigation of other low-frequency noise sources, radiation pressure noise will now limit the low-frequency sensitivity of Advanced LIGO. Thus, without further manipulation of the injected field²⁶, the quantum enhancement at high frequencies would be achieved at the expense of the low-frequency performance. That said, a factor of 2 improvement, even at high frequencies, would significantly impact the astrophysical reach of the Advanced LIGO detectors for several types of sources. For example, there are several dozen known pulsars with expected emission frequencies between 80 Hz and 776 Hz (ref. 27). Probing the (quasi-)stationary quadrupole deformation of these spinning neutron stars will provide a constraint on the size of quadrupole deformations ('mountains') and thus, to some extent, on the breaking strain of the neutron star crust. Even more remarkable is that a factor of 2 increase of the high-frequency sensitivity will allow us to track the late inspiral and eventual merger of neutron star and black hole binary systems to higher frequencies. This will impose much more significant constraints on the poorly understood nuclear equation of state by measurements of the tidal deformability^{28,29}, of the

post-merger survival time³⁰, and of mode pulsations of the merged remnant (at frequencies >2 kHz).

Advanced LIGO can be improved with squeezing at all frequencies, as shown in Fig. 3, by arranging to inject squeezed vacuum with different quadrature angles at different frequencies (frequency-dependent squeezing²⁶). We are currently developing the techniques for converting squeezed vacuum of the type produced here into frequency-dependent squeezed vacuum for use in Advanced LIGO. By further improving the sensitivity of ground-based detectors and pushing the limits of astrophysical observations, quantum-enhancement techniques promise to play a critical role in future discoveries of gravitational-wave sources.

We have shown previously³¹ that the LIGO optomechanical system can be treated as a quantum oscillator with an occupancy number around 200. Given the extreme fragility of quantum-mechanical states, it is all the more difficult to quantum engineer them without doing harm. With the result presented here, we have demonstrated that we can improve the sensitivity of a macroscopic quantum instrument without penalty. This is of great relevance for advanced detectors, as they are expected to operate close to the quantum ground state of the optomechanical system.

Methods

Injection of squeezed vacuum. A schematic of the squeezed vacuum source is shown in the grey box in Fig. 1. The 1,064 nm pump laser is phase-locked to the H1 laser and drives the SHG to produce light at 532 nm. The OPO is resonant for both 1,064 nm and 532 nm light. It is typically pumped with ~40 mW of 532 nm light, where the threshold for spontaneous subharmonic generation is near 95 mW. The 1,064 nm control laser is phase-locked to the pump laser to generate a 29 MHz frequency-shifted coherent beam that co-propagates with the squeezed vacuum beam, entering the interferometer through the output Faraday isolator. The interferometer reflects both fields back towards the OMC. A 1% sample of these two beams is detected before reaching the OMC by the squeezing angle control photodiode. The beat between the 29 MHz frequency-shifted coherent beam and the interferometer beam provides an error signal that is used to control the phase of the squeezed vacuum field relative to the interferometer field.

Optical losses. The optical losses measured in the path from the squeezed vacuum source to the output photodiode are 56%. The dominant loss sources are as follows: mode mismatch between the squeezed beam and the OMC cavity ($25 \pm 5\%$), scatter and absorption in the OMC ($18 \pm 2\%$), and absorption and imperfect polarization alignment in the Faraday isolators (with total losses of $20 \pm 2\%$). The mode mismatch between the squeezed beam and the OMC is mainly caused by a complicated optical train in the vacuum envelope, which precludes improving the mode matching on a timescale compatible with this experiment. The losses in the OMC itself are also larger than expected, and they are believed to be due to scatter and absorption inside the mode cleaner cavity. The squeezed beam has to pass through a Faraday isolator installed between the squeezed vacuum source and the interferometer, and it has to double pass the output Faraday isolator. The large beam size out of the interferometer requires us to use large-aperture Faraday isolators. Large-aperture Faraday isolators tend to have lower throughput due to the requirement for larger crystals. Most of these losses are due to the fact that the LIGO H1 detector was not initially designed for injection of squeezed states, and the squeezing injection path was retrofitted within the original LIGO optical layout.

Received 23 April 2013; accepted 4 June 2013;
published online 21 July 2013

References

1. Abramovici, A. *et al.* LIGO: the Laser Interferometer Gravitational-Wave Observatory. *Science* **256**, 325–333 (1992).
2. Abbott, B. *et al.* LIGO: the Laser Interferometer Gravitational-Wave Observatory. *Rep. Prog. Phys.* **72**, 076901 (2009).
3. Acernese, F. *et al.* Virgo status. *Classical Quant. Grav.* **25**, 184001 (2008).
4. Grote, H. *et al.* The GEO 600 Status. *Classical Quant. Grav.* **27**, 084003 (2010).
5. Caves, C. M. Quantum-mechanical radiation-pressure fluctuations in an interferometer. *Phys. Rev. Lett.* **45**, 75–79 (1980).
6. Caves, C. M. Quantum-mechanical noise in an interferometer. *Phys. Rev. D* **23**, 1693–1708 (1981).
7. Gerry, C. & Knight, P. *Introductory Quantum Optics* 10–18 (Cambridge Univ. Press, 2005).
8. Slusher, R. E. *et al.* Observation of squeezed states generated by four-wave mixing in an optical cavity. *Phys. Rev. Lett.* **55**, 2409–2412 (1985).
9. Xiao, M., Wu, L. A. & Kimble, H. J. Precision measurement beyond the shot-noise limit. *Phys. Rev. Lett.* **59**, 278–281 (1987).

10. McKenzie, K. *et al.* Squeezing in the audio gravitational wave detection band. *Phys. Rev. Lett.* **93**, 161105 (2004).
11. Vahlbruch, H. *et al.* Coherent control of vacuum squeezing in the gravitational-wave detection band. *Phys. Rev. Lett.* **97**, 011101 (2006).
12. Vahlbruch, H., Chelkowski, S., Danzmann, K. & Schnabel, R. Quantum engineering of squeezed states for quantum communication and metrology. *New J. Phys.* **9**, 371 (2007).
13. Goda, K. *et al.* A quantum-enhanced prototype gravitational-wave detector. *Nature Phys.* **4**, 472–476 (2008).
14. Abadie, J. *et al.* A gravitational wave observatory operating beyond the quantum shot-noise limit. *Nature Phys.* **7**, 962–965 (2011).
15. Harry, G. M. *et al.* Advanced LIGO: the next generation of gravitational wave detectors. *Classical Quant. Grav.* **27**, 084006 (2010).
16. Fricke, T. *et al.* DC readout experiment in enhanced LIGO. *Classical Quant. Grav.* **29**, 065005 (2012).
17. Chua, S. *et al.* Backscatter tolerant squeezed light source for advanced gravitational-wave detectors. *Opt. Lett.* **36**, 4680–4682 (2011).
18. Stefszky, M. S. *et al.* Balanced homodyne detection of optical quantum states at audio-band frequencies and below. *Classical Quant. Grav.* **29**, 145015 (2012).
19. Abadie, J. *et al.* Search for gravitational waves from low mass compact binary coalescence in LIGO's sixth science run and Virgo's science runs 2 and 3. *Phys. Rev. D* **85**, 082002 (2012).
20. Evans, M., Barsotti, L. & Fritschel, P. A general approach to optomechanical parametric instabilities. *Phys. Lett. A* **374**, 665–671 (2009).
21. Takeno, Y. *et al.* Observation of -9 dB quadrature squeezing with improvement of phase stability in homodyne measurement. *Opt. Express* **15**, 4321–4327 (2007).
22. Franzen, A., Hage, B., DiGiuglielmo, J., Fiurášek, J. & Schnabel, R. Experimental demonstration of continuous variable purification of squeezed states. *Phys. Rev. Lett.* **97**, 150505 (2006).
23. Yonezawa, H. *et al.* Quantum-enhanced optical phase tracking. *Science* **337**, 1514–1517 (2012).
24. Schnabel, R., Mavalvala, N., McClelland, D. E. & Lam, P. K. Quantum metrology for gravitational wave astronomy. *Nature Commun.* **1**, 121 (2010).
25. McClelland, D. E., Mavalvala, N., Chen, Y. & Schnabel, R. Advanced interferometry, quantum optics and optomechanics in gravitational wave detectors. *Laser Photon. Rev.* **5**, 677–696 (2011).
26. Kimble, H. J., Levin, Y., Matsko, A. B., Thorne, K. S. & Vyatchanin, S. P. Conversion of conventional gravitational-wave interferometers into quantum nondemolition interferometers by modifying their input and/or output optics. *Phys. Rev. D* **65**, 022002 (2001).
27. Abbott, B. P. *et al.* Searches for gravitational waves from known pulsars with science run 5 LIGO data. *Astrophys. J.* **713**, 671–685 (2010).
28. Hinderer, T., Lackey, B. D., Lang, R. N. & Read, J. S. Tidal deformability of neutron stars with realistic equations of state and their gravitational wave signatures in binary inspiral. *Phys. Rev. D* **81**, 123016 (2010).
29. Vines, J. & Flanagan, E. E. Post-1-Newtonian tidal effects in the gravitational waveform from binary inspirals. *Phys. Rev. D* **83**, 084051 (2011).
30. Bauswein, A. & Janka, H. T. Measuring neutron-star properties via gravitational waves from neutron-star mergers. *Phys. Rev. Lett.* **108**, 011101 (2012).
31. Abbott, B. *et al.* Observation of a kilogram-scale oscillator near its quantum ground state. *New J. Phys.* **11**, 073032 (2009).

Acknowledgements

The authors acknowledge support from the United States National Science Foundation for the construction and operation of the LIGO Laboratory, and the Science and Technology Facilities Council of the United Kingdom, the Max-Planck-Society and the State of Niedersachsen/Germany for supporting the construction and operation of the GEO600 detector. The authors also acknowledge support for the research, by these agencies and by the Australian Research Council, the International Science Linkages programme of the Commonwealth of Australia, the Council of Scientific and Industrial Research of India, the Istituto Nazionale di Fisica Nucleare of Italy, the Spanish Ministerio de Economía y Competitividad, the Conselleria d'Economia, Hisenda i Innovació of the Govern de les Illes Balears, the Royal Society, the Scottish Funding Council, the Scottish Universities Physics Alliance, The National Aeronautics and Space Administration, the National Research Foundation of Korea, Industry Canada and the Province of Ontario through the Ministry of Economic Development and Innovation, the National Science and Engineering Research Council Canada, the Carnegie Trust, the Leverhulme Trust, the David and Lucile Packard Foundation, the Research Corporation and the Alfred P. Sloan Foundation.

Author contributions

The activities of the LIGO Scientific Collaboration (LSC) include modelling astrophysical sources of gravitational waves, setting sensitivity requirements for observatories, designing, building and running observatories, carrying out research and development of new techniques to increase the sensitivity of these observatories, and performing searches for astrophysical signals contained in the data. S. Dwyer, S. Chua, L. Barsotti and D. Sigg were the leading scientists on this experiment, but a number of LSC members contributed directly to its success. M. Stefszky, A. Khalaidovski, M. Factourovich and C. Mow-Lowry assisted with the development of the squeezed vacuum source under the leadership of N. Mavalvala, D. McClelland and R. Schnabel. K. Kawabe supervised the integration of the

squeezed vacuum source into the LIGO interferometer, with invaluable support from M. Landry and the LIGO Hanford Observatory staff. N. Smith-Lefebvre, M. Evans, R. Schofield and C. Vorvick kept the LIGO interferometer at its peak sensitivity and supported the integration of the squeezed vacuum source, with contributions from G. Meadors and D. Gustafson. The initial manuscript was written by L. Barsotti, N. Mavalvala, D. Sigg and D. McClelland. The LSC review of the manuscript was organized by S. Whitcomb. All authors approved the final version of the manuscript.

Additional information

Supplementary information is available in the online version of the paper. Reprints and permissions information is available online at www.nature.com/reprints. Correspondence and requests for materials should be addressed to L.B.

Competing financial interests

The authors declare no competing financial interests.

J. Aasi¹, J. Abadie¹, B. P. Abbott¹, R. Abbott¹, T. D. Abbott⁹, M. R. Abernathy¹, C. Adams³, T. Adams³⁶, P. Addesso⁵⁵, R. X. Adhikari¹, C. Affeldt^{4,11}, O. D. Aguiar⁷⁵, P. Ajith¹, B. Allen^{4,5,11}, E. Amador Ceron⁵, D. Amariutei⁸, S. B. Anderson¹, W. G. Anderson⁵, K. Arai¹, M. C. Araya¹, C. Arceneaux²⁹, S. Ast^{4,11}, S. M. Aston³, D. Atkinson⁷, P. Aufmuth^{4,11}, C. Aulbert^{4,11}, L. Austin¹, B. E. Aylott¹⁰, S. Babak¹², P. T. Baker¹³, S. Ballmer²⁵, Y. Bao⁸, J. C. Barayoga¹, D. Barker⁷, B. Barr², L. Barsotti^{15*}, M. A. Barton⁷, I. Bartos¹⁷, R. Bassiri^{2,6}, J. Batch⁷, J. Bauchrowitz^{4,11}, B. Behnke¹², A. S. Bell², C. Bell², G. Bergmann^{4,11}, J. M. Berliner⁷, A. Bertolini^{4,11}, J. Betzwieser³, N. Beveridge², P. T. Beyersdorff¹⁹, T. Bhabhadhe⁶, I. A. Bilenko²⁰, G. Billingsley¹, J. Birch³, S. Biscans¹⁵, E. Black¹, J. K. Blackburn¹, L. Blackburn³⁰, D. Blair¹⁶, B. Bland⁷, O. Bock^{4,11}, T. P. Bodiya¹⁵, C. Bogan^{4,11}, C. Bond¹⁰, R. Bork¹, M. Born^{4,11}, S. Bose²², J. Bowers⁹, P. R. Brady⁵, V. B. Braginsky²⁰, J. E. Brau²⁴, J. Breyer^{4,11}, D. O. Bridges³, M. Brinkmann^{4,11}, M. Britzger^{4,11}, A. F. Brooks¹, D. A. Brown²⁵, D. D. Brown¹⁰, K. Buckland¹, F. Brückner¹⁰, B. C. Buchler³⁴, A. Buonanno²⁷, J. Burguet-Castell⁴⁹, R. L. Byer⁶, L. Cadonati²⁸, J. B. Camp³⁰, P. Campsie², K. Cannon⁶³, J. Cao³¹, C. D. Capano²⁷, L. Carbone¹⁰, S. Caride³², A. D. Castiglia⁶¹, S. Caudill⁵, M. Cavaglia²⁹, C. Cepeda¹, T. Chalermongsak¹, S. Chao⁷⁷, P. Charlton³³, X. Chen¹⁶, Y. Chen²³, H-S. Cho⁶⁴, J. H. Chow³⁴, N. Christensen¹⁴, Q. Chu¹⁶, S. S. Y. Chua³⁴, C. T. Y. Chung³⁵, G. Ciani⁸, F. Clara⁷, D. E. Clark⁶, J. A. Clark²⁸, M. Constancio Junior⁷⁵, D. Cook⁷, T. R. Corbitt⁹, M. Cordier¹⁹, N. Cornish¹³, A. Corsi⁷⁹, C. A. Costa⁷⁵, M. W. Coughlin⁷³, S. Countryman¹⁷, P. Couvares²⁵, D. M. Coward¹⁶, M. Cowart³, D. C. Coyne¹, K. Craig², J. D. E. Creighton⁵, T. D. Creighton¹⁸, A. Cumming², L. Cunningham², K. Dahl^{4,11}, M. Damjanic^{4,11}, S. L. Danilishin¹⁶, K. Danzmann^{4,11}, B. Daudert¹, H. Daveloza¹⁸, G. S. Davies², E. J. Daw³⁸, T. Dayanga²², E. Deleueuw⁸, T. Denker^{4,11}, T. Dent^{4,11}, V. Dergachev¹, R. DeRosa⁹, R. DeSalvo⁵⁵, S. Dhurandhar³⁹, I. Di Palma^{4,11}, M. Díaz¹⁸, A. Dietz²⁹, F. Donovan¹⁵, K. L. Dooley^{4,11}, S. Doravari¹, S. Drasco¹², R. W. P. Drever⁴², J. C. Driggers¹, Z. Du³¹, J-C. Dumas¹⁶, S. Dwyer¹⁵, T. Eberle^{4,11}, M. Edwards³⁶, A. Effler⁹, P. Ehrens¹, S. S. Eikenberry⁸, R. Engel¹, R. Essick¹⁵, T. Etzel¹, K. Evans², M. Evans¹⁵, T. Evans³, M. Factourovich¹⁷, S. Fairhurst³⁶, Q. Fang¹⁶, B. F. Farr⁴³, W. Farr⁴³, M. Favata⁵, D. Fazi⁴³, H. Fehrmann^{4,11}, D. Feldbaum⁸, L. S. Finn²¹, R. P. Fisher²⁵, S. Foley¹⁵, E. Forsi³, N. Fotopoulos¹, M. Frede^{4,11}, M. A. Frei⁶¹, Z. Frei⁴⁵, A. Freise¹⁰, R. Frey²⁴, T. T. Fricke^{4,11}, D. Friedrich^{4,11}, P. Fritschel¹⁵, V. V. Frolov³, M-K. Fujimoto⁴⁷, P. J. Fulda⁸, M. Fyffe³, J. Gair⁷³, J. Garcia⁷, N. Gehrels³⁰, G. Gelencser⁴⁵, L. Á. Gergely⁷⁰, S. Ghosh²², J. A. Giaime^{9,3}, S. Giampanis⁵, K. D. Giardino³, S. Gil-Casanova⁴⁹, C. Gill², J. Gleason⁸, E. Goetz^{4,11}, G. González⁹, N. Gordon², M. L. Gorodetsky²⁰, S. Gossan²³, S. Goßler^{4,11}, C. Graef^{4,11}, P. B. Graff³⁰, A. Grant², S. Gras¹⁵, C. Gray⁷, R. J. S. Greenhalgh²⁶, A. M. Gretarsson⁴⁶, C. Griffo⁵⁹, H. Grote^{4,11}, K. Grover¹⁰, S. Grunewald¹², C. Guido³, E. K. Gustafson¹, R. Gustafson³², D. Hammer⁵, G. Hammond², J. Hanks⁷, C. Hanna⁷¹, J. Hanson³, K. Haris⁸³, J. Harms¹, G. M. Harry⁷⁴, I. W. Harry²⁵, E. D. Harstad²⁴, M. T. Hartman⁸, K. Haughian², K. Hayama⁴⁷, J. Heefner¹, M. C. Heintze⁸, M. A. Hendry², I. S. Heng², A. W. Heptonstall¹, M. Heurs^{4,11}, M. Hewitson^{4,11}, S. Hild², D. Hoak²⁸, K. A. Hodge¹, K. Holt³, M. Holtrop⁷², T. Hong²³, S. Hooper¹⁶, J. Hough², E. J. Howell¹⁶, V. Huang⁷⁷, E. A. Huerta²⁵, B. Hughey⁴⁶, S. H. Huttner², M. Huynh⁵, T. Huynh-Dinh³, D. R. Ingram⁷, R. Inta³⁴, T. Isogai¹⁵, A. Ivanov¹, B. R. Iyer⁸⁰, K. Izumi⁴⁷, M. Jacobson¹, E. James¹, H. Jang⁶⁷, Y. J. Jang⁴³, E. Jesse⁴⁶, W. W. Johnson⁹, D. Jones⁷, D. I. Jones⁵⁰, R. Jones², L. Ju¹⁶, P. Kalmus¹, V. Kalogera⁴³, S. Kandhasamy⁴¹, G. Kang⁶⁷, J. B. Kanner³⁰, R. Kasturi⁵⁴, E. Katsavounidis¹⁵, W. Katzman³, H. Kaufer^{4,11}, K. Kawabe⁷, S. Kawamura⁴⁷, F. Kawazoe^{4,11}, D. Keitel^{4,11}, D. B. Kelley²⁵, W. Kells¹, D. G. Keppel^{4,11}, A. Khalaidovski^{4,11}, F. Y. Khalili²⁰, E. A. Khazanov⁵¹, B. K. Kim⁶⁷, C. Kim⁶⁷, K. Kim⁶⁶, N. Kim⁶, Y-M. Kim⁶⁴, P. J. King¹, D. L. Kinzel³, J. S. Kissel¹⁵, S. Klimentenko⁸, J. Kline⁵, K. Kokeyama⁹, V. Kondrashov¹, S. Koranda⁵, W. Z. Korth¹, D. Kozak¹, C. Kozameh⁸¹, A. Kremin⁴¹, V. Kringel^{4,11}, B. Krishnan^{4,11}, C. Kucharczyk⁶, G. Kuehn^{4,11}, P. Kumar²⁵, R. Kumar², B. J. Kuper⁵⁹, R. Kurdyumov⁶, P. Kwee¹⁵, P. K. Lam³⁴, M. Landry⁷, B. Lantz⁶, P. D. Lasky³⁵, C. Lawrie², A. Lazzarini¹, A. Le Roux³, P. Leaci¹², C-H. Lee⁶⁴, H. K. Lee⁶⁶, H. M. Lee⁶⁹, J. Lee⁵⁹, J. R. Leong^{4,11}, B. Levine⁷, V. Lhuillier⁷, A. C. Lin⁶, V. Litvine¹, Y. Liu³¹, Z. Liu⁸, N. A. Lockerbie⁵², D. Lodhia¹⁰, K. Loew⁴⁶, J. Logue², A. L. Lombardi²⁸, M. Lormand³, J. Lough²⁵, M. Lubinski⁷, H. Lück^{4,11}, A. P. Lundgren^{4,11}, J. Macarthur², E. Macdonald³⁶, B. Machenschalk^{4,11}, M. MacInnis¹⁵, D. M. Macleod³⁶, F. Magaña-Sandoval⁵⁹, M. Mageswaran¹, K. Mailand¹, G. Manca¹², I. Mandel¹⁰, V. Mandic⁴¹, S. Márka¹⁷, Z. Márka¹⁷, A. S. Markosyan⁶, E. Maros¹, I. W. Martin², R. M. Martin⁸, D. Martinov¹, J. N. Marx¹, K. Mason¹⁵, F. Matchard¹⁵, L. Matone¹⁷, R. A. Matzner⁴⁴, N. Mavalvala¹⁵, G. May⁹, G. Mazzolo^{4,11}, K. McAuley¹⁹, R. McCarthy⁷, D. E. McClelland³⁴, S. C. McGuire⁴⁰, G. McIntyre¹, J. Mclver²⁸, G. D. Meadors³², M. Mehmet^{4,11}, T. Meier^{4,11}, A. Melatos³⁵, G. Mendell⁷, R. A. Mercer⁵, S. Meshkov¹, C. Messenger³⁶, M. S. Meyer³, H. Miao²³, J. Miller³⁴, C. M. F. Mingarelli¹⁰, S. Mitra³⁹, V. P. Mitrofanov²⁰, G. Mitselmakher⁸, R. Mittleman¹⁵, B. Moe⁵, F. Mokler^{4,11}, S. R. P. Mohapatra^{25,61}, D. Moraru⁷, G. Moreno⁷, T. Mori⁴⁷, S. R. Morris¹⁸, K. Mossavi^{4,11}, C. M. Mow-Lowry^{4,11}, C. L. Mueller⁸, G. Mueller⁸, S. Mukherjee¹⁸, A. Mullaevy⁹, J. Munch⁴⁸, D. Murphy¹⁷, P. G. Murray², A. Mytidis⁸, D. Nanda Kumar⁸, T. Nash¹, R. Nayak⁸², V. Necula⁸, G. Newton², T. Nguyen³⁴, E. Nishida⁴⁷, A. Nishizawa⁴⁷, A. Nitz²⁵, D. Nolting³, M. E. Normandin¹⁸, L. K. Nuttall³⁶, J. O'Dell²⁶, B. O'Reilly³, R. O'Shaughnessy⁵, E. Ochsner⁵, E. Oelker¹⁵, G. H. Ogin¹, J. J. Oh⁶⁸, S. H. Oh⁶⁸, F. Ohme³⁶, P. Oppermann^{4,11}, C. Osthelder¹, C. D. Ott²³, D. J. Ottaway⁴⁸, R. S. Ottens⁸, J. Ou⁷⁷,

H. Overmier³, B. J. Owen²¹, C. Padilla⁵⁹, A. Pai⁸³, Y. Pan²⁷, C. Pankow⁵, M. A. Papa^{12,5}, H. Paris⁷, W. Parkinson⁶², M. Pedraza¹, S. Penn⁵⁴, C. Peralta¹², A. Perreca²⁵, M. Phelps¹, M. Pickenpack^{4,11}, V. Pierro⁵⁵, I. M. Pinto⁵⁵, M. Pitkin², H. J. Pletsch^{4,11}, J. Pödl^{4,11}, F. Postiglione³⁷, C. Poux¹, V. Predoi³⁶, T. Prestegard⁴¹, L. R. Price¹, M. Prijatelj^{4,11}, S. Privitera¹, L. G. Prokhorov²⁰, O. Puncken¹⁸, V. Quetschke¹⁸, E. Quintero¹, R. Quitzow-James²⁴, F. J. Raab⁷, H. Radkins⁷, P. Raffai¹⁷, S. Raja⁸⁴, M. Rakhmanov¹⁸, C. Ramet³, V. Raymond³, C. M. Reed⁷, T. Reed⁵⁶, S. Reid⁷⁸, D. H. Reitze¹, R. Riesen³, K. Riles³², M. Roberts⁶, N. A. Robertson¹², E. L. Robinson¹², S. Roddy³, C. Rodriguez⁴³, L. Rodriguez⁴⁴, M. Rodruck⁷, J. G. Rollins¹, J. H. Romie³, C. Röver^{4,11}, S. Rowan², A. Rüdiger^{4,11}, K. Ryan⁷, F. Salemi^{4,11}, L. Sammut³⁵, V. Sandberg⁷, J. Sanders³², S. Sankar¹⁵, V. Sannibale¹, L. Santamaría¹, I. Santiago-Prieto², G. Santostasi⁵⁸, B. S. Sathyaprakash³⁶, P. R. Saulson²⁵, R. L. Savage⁷, R. Schilling^{4,11}, R. Schnabel^{4,11}, R. M. S. Schofield²⁴, D. Schuette^{4,11}, B. Schulz^{4,11}, B. F. Schutz^{12,36}, P. Schwinberg⁷, J. Scott², S. M. Scott³⁴, F. Seifert¹, D. Sellers³, A. S. Sengupta⁸⁵, A. Sergeev⁵¹, D. A. Shaddock³⁴, M. S. Shahrar⁴³, M. Shaltev^{4,11}, Z. Shao¹, B. Shapiro⁶, P. Shawhan²⁷, D. H. Shoemaker¹⁵, T. L. Sidery¹⁰, X. Siemens⁵, D. Sigg⁷, D. Simakov^{4,11}, A. Singer¹, L. Singer¹, A. M. Sintes⁴⁹, G. R. Skelton⁵, B. J. J. Slagmolen³⁴, J. Slutsky^{4,11}, J. R. Smith⁵⁹, M. R. Smith¹, R. J. E. Smith¹⁰, N. D. Smith-Lefebvre¹, E. J. Son⁶⁸, B. Sorazu², T. Souradeep³⁹, M. Stefszky³⁴, E. Steinert⁷, J. Steinlechner^{4,11}, S. Steinlechner^{4,11}, S. Steplewski²², D. Stevens⁴³, A. Stochino³⁴, R. Stone¹⁸, K. A. Strain², S. E. Strigin²⁰, A. S. Stroerer¹⁸, A. L. Stuver³, T. Z. Summerscales⁵⁷, S. Susmithan¹⁶, P. J. Sutton³⁶, G. Szeifert⁴⁵, D. Talukder²⁴, D. B. Tanner⁸, S. P. Tarabrin^{4,11}, R. Taylor¹, M. Thomas³, P. Thomas⁷, K. A. Thorne³, K. S. Thorne²³, E. Thrane¹, V. Tiwari⁸, K. V. Tokmakov⁵², C. Tomlinson³⁸, C. V. Torres¹⁸, C. I. Torrie^{1,2}, G. Traylor³, M. Tse¹⁷, D. Ugolini⁶⁰, C. S. Unnikrishnan⁸⁶, H. Vahlbruch^{4,11}, M. Vallisneri²³, M. V. van der Sluis⁴³, A. A. van Veggel², S. Vass¹, R. Vaulin¹⁵, A. Vecchio¹⁰, P. J. Veitch⁴⁸, J. Veitch³⁶, K. Venkateswara⁷⁶, S. Verma¹⁶, R. Vincent-Finley⁴⁰, S. Vitale¹⁵, T. Vo⁷, C. Vorvick⁷, W. D. Voudsen¹⁰, S. P. Vyatchanin²⁰, A. Wade³⁴, L. Wade⁵, M. Wade⁵, S. J. Waldman¹⁵, L. Wallace¹, Y. Wan³¹, M. Wang¹⁰, J. Wang⁷⁷, X. Wang³¹, A. Wanner^{4,11}, R. L. Ward³⁴, M. Was^{4,11}, M. Weinert^{4,11}, A. J. Weinstein¹, R. Weiss¹⁵, T. Welborn³, L. Wen¹⁶, P. Wessels^{4,11}, M. West²⁵, T. Westphal^{4,11}, K. Wette^{4,11}, J. T. Whelan⁶¹, S. E. Whitcomb^{1,16}, A. G. Wiseman⁵, D. J. White³⁸, B. F. Whiting⁸, K. Wiesner^{4,11}, C. Wilkinson⁷, P. A. Willems¹, L. Williams⁸, R. Williams¹, T. Williams¹, J. L. Willis⁵³, B. Willke^{4,11}, M. Wimmer^{4,11}, L. Winkelmann^{4,11}, W. Winkler^{4,11}, C. C. Wipf¹⁵, H. Wittel^{4,11}, G. Woan², R. Wooley³, J. Worden⁷, J. Yablon⁴³, I. Yakushin³, H. Yamamoto¹, C. C. Yancey²⁷, H. Yang²³, D. Yeaton-Massey¹, S. Yoshida⁶², H. Yum⁴³, M. Zanolin⁴⁶, F. Zhang¹⁵, L. Zhang¹, C. Zhao¹⁶, H. Zhu²¹, X. J. Zhu¹⁶, N. Zotov⁵⁶, M. E. Zucker¹⁵ and J. Zweizig¹

¹LIGO – California Institute of Technology, Pasadena, California 91125, USA, ²SUPA, University of Glasgow, Glasgow G12 8QQ, UK, ³LIGO – Livingston Observatory, Livingston, Louisiana 70754, USA, ⁴Albert-Einstein-Institut, Max-Planck-Institut für Gravitationsphysik, D-30167 Hannover, Germany, ⁵University of Wisconsin-Milwaukee, Milwaukee, Wisconsin 53201, USA, ⁶Stanford University, Stanford, California 94305, USA, ⁷LIGO – Hanford Observatory, Richland, Washington 99352, USA, ⁸University of Florida, Gainesville, Florida 32611, USA, ⁹Louisiana State University, Baton Rouge, Louisiana 70803, USA, ¹⁰University of Birmingham, Birmingham B15 2TT, UK, ¹¹Leibniz Universität Hannover, D-30167 Hannover, Germany, ¹²Albert-Einstein-Institut, Max-Planck-Institut für Gravitationsphysik, D-14476 Golm, Germany, ¹³Montana State University, Bozeman, Montana 59717, USA, ¹⁴Carleton College, Northfield, Minnesota 55057, USA, ¹⁵LIGO – Massachusetts Institute of Technology, Cambridge, Massachusetts 02139, USA, ¹⁶University of Western Australia, Crawley, Western Australia 6009, Australia, ¹⁷Columbia University, New York, New York 10027, USA, ¹⁸The University of Texas at Brownsville, Brownsville, Texas 78520, USA, ¹⁹San Jose State University, San Jose, California 95192, USA, ²⁰Moscow State University, Moscow 119992, Russia, ²¹The Pennsylvania State University, University Park, Pennsylvania 16802, USA, ²²Washington State University, Pullman, Washington 99164, USA, ²³Caltech-CaRT, Pasadena, California 91125, USA, ²⁴University of Oregon, Eugene, Oregon 97403, USA, ²⁵Syracuse University, Syracuse, New York 13244, USA, ²⁶Rutherford Appleton Laboratory, HSIC, Chilton, Didcot, Oxon OX11 0QX, UK, ²⁷University of Maryland, College Park, Maryland 20742, USA, ²⁸University of Massachusetts – Amherst, Amherst, Massachusetts 01003, USA, ²⁹The University of Mississippi, University, Mississippi 38677, USA, ³⁰NASA/Goddard Space Flight Center, Greenbelt, Maryland 20771, USA, ³¹Tsinghua University, Beijing 100084, China, ³²University of Michigan, Ann Arbor, Michigan 48109, USA, ³³Charles Sturt University, Wagga Wagga, New South Wales 2678, Australia, ³⁴Australian National University, Canberra, Australian Capital Territory 0200, Australia, ³⁵The University of Melbourne, Parkville, Victoria 3010, Australia, ³⁶Cardiff University, Cardiff CF24 3AA, UK, ³⁷University of Salerno, I-84084 Fisciano (Salerno), and INFN (Sezione di Napoli), Italy, ³⁸The University of Sheffield, Sheffield S10 2TN, UK, ³⁹Inter-University Centre for Astronomy and Astrophysics, Pune – 11007, India, ⁴⁰Southern University and A&M College, Baton Rouge, Louisiana 70813, USA, ⁴¹University of Minnesota, Minneapolis, Minnesota 55455, USA, ⁴²California Institute of Technology, Pasadena, California 91125, USA, ⁴³Northwestern University, Evanston, Illinois 60208, USA, ⁴⁴The University of Texas at Austin, Austin, Texas 78712, USA, ⁴⁵MTA-Eotvos University, Lendulet A. R. G., Budapest 1117, Hungary, ⁴⁶Embry-Riddle Aeronautical University, Prescott, Arizona 86301, USA, ⁴⁷National Astronomical Observatory of Japan, Tokyo 181-8588, Japan, ⁴⁸University of Adelaide, Adelaide, South Australia 5005, Australia, ⁴⁹Universitat de les Illes Balears, E-07122 Palma de Mallorca, Spain, ⁵⁰University of Southampton, Southampton SO17 1BJ, UK, ⁵¹Institute of Applied Physics, Nizhny Novgorod 603950, Russia, ⁵²SUPA, University of Strathclyde, Glasgow G1 1XQ, UK, ⁵³Abilene Christian University, Abilene Texas 79699, USA, ⁵⁴Hobart and William Smith Colleges, Geneva, New York 14456, USA, ⁵⁵University of Sannio at Benevento, I-82100 Benevento, and INFN (Sezione di Napoli), Italy, ⁵⁶Louisiana Tech University, Ruston, Louisiana 71272, USA, ⁵⁷Andrews University, Berrien Springs, Michigan 49104, USA, ⁵⁸McNeese State University, Lake Charles, Louisiana 70609, USA, ⁵⁹California State University Fullerton, Fullerton, California 92831, USA, ⁶⁰Trinity University, San Antonio, Texas 78212, USA, ⁶¹Rochester Institute of Technology, Rochester, New York 14623, USA, ⁶²Southeastern Louisiana University, Hammond, Louisiana 70402, USA, ⁶³Canadian Institute for Theoretical Astrophysics, University of Toronto, Toronto, Ontario M5S 3H8, Canada, ⁶⁴Pusan National University, Busan 609-735, Korea, ⁶⁵West Virginia University, Morgantown, West Virginia 26505, USA, ⁶⁶Hanyang University, Seoul 133-791, Korea, ⁶⁷Korea Institute of Science and Technology Information, Daejeon 305-806, Korea, ⁶⁸National Institute for Mathematical Sciences, Daejeon 305-390, Korea, ⁶⁹Seoul National University, Seoul 151-742, Korea, ⁷⁰University of Szeged, 6720 Szeged, Dóm tér 9, Hungary, ⁷¹Perimeter Institute for Theoretical Physics, Ontario N2L 2Y5, Canada, ⁷²University of New Hampshire, Durham, New Hampshire 03824, USA, ⁷³University of Cambridge, Cambridge CB2 1TN, UK, ⁷⁴American University, Washington, DC 20016, USA, ⁷⁵Instituto Nacional de Pesquisas Espaciais, 12227-010 – São José dos Campos, SP, Brazil, ⁷⁶University of Washington, Seattle, Washington 98195-4290, USA, ⁷⁷National Tsing Hua University, Hsinchu Taiwan 300, China, ⁷⁸SUPA, University of the West of Scotland, Paisley PA1 2BE, UK, ⁷⁹The George Washington University, Washington, DC 20052, USA, ⁸⁰Raman Research Institute, Bangalore, Karnataka 560080, India, ⁸¹Universidad Nacional de Córdoba, Córdoba 5000, Argentina, ⁸²IISER-Kolkata, Mohanpur West, Bengal 741252, India, ⁸³IISER-TVM, CET Campus, Trivandrum Kerala 695016, India, ⁸⁴RRCAT, Indore MP 452013, India, ⁸⁵Indian Institute of Technology, Gandhinagar Ahmedabad Gujarat 382424, India, ⁸⁶Tata Institute for Fundamental Research, Mumbai 400005, India. *e-mail: lisabar@ligo.mit.edu

Copyright of Nature Photonics is the property of Nature Publishing Group and its content may not be copied or emailed to multiple sites or posted to a listserv without the copyright holder's express written permission. However, users may print, download, or email articles for individual use.